



January 31, 2006

To Our Valued Customers and Suppliers:

We are writing you today concerning the controversy surrounding the January 5<sup>th</sup> Oregon Department of Fish and Wildlife Commission's vote on the Columbia River Spring Chinook Impact Allocation.

Everyone at U.S. Distributing would like to express our firm support for Jon Englund and the work that he has done on the ODFW commission in the past and will continue to do in the future. We believe that Jon's integrity and personal commitment to public service is good for ALL the citizens of Oregon and should be commended, not condemned.

While the allocation vote does have a small impact on the total harvest allowed to the sport fishery we do not believe it will have the impact being implied by groups opposed to commercial fishing. Enclosed is a letter from Jon Englund which clarifies his position and provides the facts surrounding the vote.

We ask that you join us in taking an interest in the management of our fisheries for the good of all Oregonians. Together we can improve the outlook for all fisheries and anglers in the state and thereby improve the economics that impact all of our businesses every day. **Divided, we gain nothing!**

All of us at U.S. Distributing are ready and waiting to offer you, our valued customers the same outstanding service and care that you and your employees have come to depend on every day.

Thank you for your past and future support.

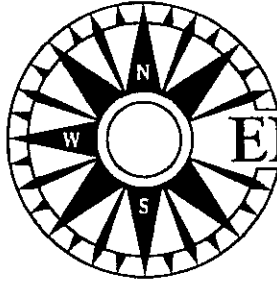
Sincerely,

A handwritten signature in black ink that reads "Sonja A. Pillsbury".

Sonja A. Pillsbury  
Manager  
[sonja@usdistributinginc.com](mailto:sonja@usdistributinginc.com)

A handwritten signature in black ink that reads "Jon Horton".

Jon Horton  
Sales Manager  
[jhorton@usdistributinginc.com](mailto:jhorton@usdistributinginc.com)



# ENGLUND MARINE & INDUSTRIAL SUPPLY

January 31, 2006

To Parties Interested in the Recent OFWC Vote:

I am deeply disappointed about the vicious opinion, negativity, and speculation regarding the recent Oregon Fish and Wildlife Commission vote on Spring Chinook Impact allocations. I also greatly appreciate all of the calls and emails of support. In light of this response, I feel compelled to present some facts surrounding the vote.

Because the vote only dealt with impact percentages, many people mistakenly believe that the actual fish catch was to be split using a "55% sport/ 45% commercial" ratio. This is not true.

Equally as important is the misperception that the Commission vote drastically altered the way that fish catch has been allocated since the fishery was reopened to both groups in the year 2001. Over the last five years, including this year, impact allocations have fluctuated within a very narrow range. The 5-year average has been 57% sport and 43% commercial. The current Commission majority decision broke no new ground and only reaffirmed a philosophy that has been in place long before I was appointed.

Here is the truth behind the impact allocation. Since 2001, a total of 468,000 Spring Chinook have been harvested below Bonneville Dam. These fish have been caught in the mainstem of the Columbia River, in its many tributaries, and in select downriver areas where specially released hatchery fish are targeted for capture. Of this total, 82% of the fish were taken by recreational fishermen and 18% were harvested commercially for the non-fishing public's consumption. The Commission decision for 2006, which I supported, is projected by ODFW staff to allocate 84.8% of this season's salmon to sport fisherman and 15.2% to the commercial fleet, a minimal change. These figures, as prepared by ODFW, are shown on the graphs included with this letter.

A change in the individuals serving on the Oregon Fish and Wildlife Commission has not changed the consistent allocation of fishing opportunity for user groups. Any charges that I have voted or influenced votes to the detriment of recreational fishermen are unfounded. My businesses are impacted much more significantly by sport fishing sales than by those of the small gillnet fleet. If I were guilty of voting my personal pocketbook I would obviously move to upset the long established split and give even more fish to the recreational group.

As a Commissioner, I am required by statute to represent the public interest and provide for a productive and sustainable utilization of wildlife resources for all user groups. I take this responsibility very seriously. I can only hope that a calm examination of fact by all parties will quickly lead those who are attempting to damage my businesses, my employees, and my reputation to rethink the issue in light of the fishery statistics. I will continue my service to Oregon and my fellow citizens.

Respectfully,

Jon Englund  
President

Estimated recreational and commercial harvest of spring chinook in the mainstem Columbia River and tributaries, 2001-2006.

Year	Recreational			Commercial							
	Columbia <sup>a</sup>	Oregon Trib <sup>b</sup>	Washington Trib <sup>c</sup>	Total	harvest	harvest	% of non-Indian Columbia total	% of non-Indian Columbia total			
2001	25,764	19,964	37,200	82,948	79.5%	83.9%	6,665	9,269	15,934	20.5%	16.1%
2002	21,613	35,102	31,300	88,015	60.0%	77.1%	14,384	11,699	26,083	40.0%	22.9%
2003	18,891	31,961	30,200	81,052	86.1%	88.2%	3,048	7,820	10,868	13.9%	11.8%
2004	24,971	31,026	20,900	76,897	65.5%	76.5%	13,158	10,509	23,668	34.5%	23.5%
2005	11,703	21,350	21,600	54,653	68.2%	87.4%	5,447	2,408	7,853	31.8%	12.6%
2006	9,500	16,013	16,200	41,713	65.5%	84.8%	5,000	2,500	7,500	34.5%	15.2%
Average	18,744	27,681	28,240	76,713	70.8%	82.6%	7,950	8,339	16,879	29.2%	17.4%
Rounded	18,700	27,900	28,200	76,700			8,000	8,300	16,900		

<sup>a</sup> Includes mainstem fisheries below Bonneville and Zone 6

<sup>b</sup> Includes Willamette R. mainstem above and below Willamette Falls, Clackamas, Sandy, Deschutes, Umatilla, and Select Areas. 2005 harvest estimate includes 2000-2004 averages for some fisheries

<sup>c</sup> Includes Cowlitz, Kalama, Lewis, Wind, Drano, White Salmon, Kikiala, and Icicle Cr. (Wenatchee) tributaries; 2005 harvest estimated as 2001-2004 WA trib average adjusted to Oregon 2005 actual trib harvest vs. average OR 2001-2004 rate (-0.72 for both years)

<sup>d</sup> Includes incidental landings during winter sturgeon seasons

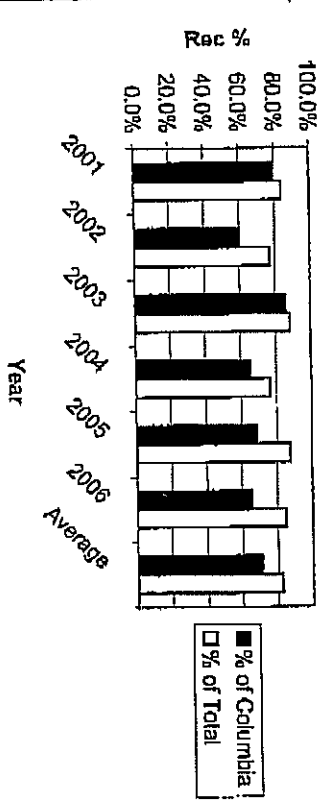
<sup>e</sup> 2001 landings include 1,221 from limited-participation test fishery

<sup>f</sup> Includes landings from Select Area fisheries in Youngs Bay (2001-06), Tongue Point (2001-03), Blind Slough (2001-05), and Deep River (2003-06)

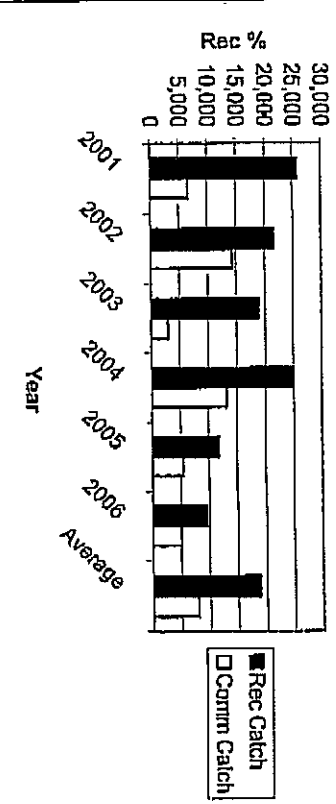
<sup>g</sup> 2005 Oregon and Washington sport industry catches are preliminary. Estimated from previous years data (see footnote <sup>e</sup>)

<sup>h</sup> Projected based on 55/45 sport/commercial allocation

Recreational Percentage of Spring Chinook Harvest, 2001-2006.



Recreational and Commercial Catch of Spring Chinook in the Mainstem Columbia, 2001-2006.



Estimated Recreational and Commercial Harvest in Mainstem Columbia and Tributaries, 2000-2005

Year	Recreational			Commercial		
	ESA Impact Split	% CR Harvest	% Total harvest	ESA Impact Split	% CR Harvest	% Total Harvest
2000	50	39.4%	86.1%	50	60.6%	13.9%
2001	47	79.5%	83.9%	53	20.5%	16.1%
2002	60	60%	77.1%	40	40.0%	22.9%
2003	65	86.1%	88.2%	35	13.9%	11.8%
2004	60	65.5%	76.5%	40	34.5%	23.5%
2005	60	65.2%	87.4%	40	31.8%	12.6%
Average	57	66.5%	83.2%	43	33.5%	16.8%